




Spotlight:  
**The Philippines**


# Did you know?

- 117 Mio. Filipinos
- Average age of approx. 25 years
- Over 7000 islands
- More than 20 typhoons per year




## Language

Official languages: Filipino/Tagalog and English



## Global Gender Gap

Ranked 19th in the WEF's 2022s Gender Gap Index out of 146 countries with a score of 0.783.



## Internet and Social Media

Filipinos are in 4th place worldwide with 3 hours and 43 minutes a day. Global average 2h 31 minutes.



THE PHILIPPINES

# Trade Promotion Services



1. Business Partner Search
2. Scoping Missions & Delegations
3. Event Management Service
4. Location Analysis
5. ADB Liaison



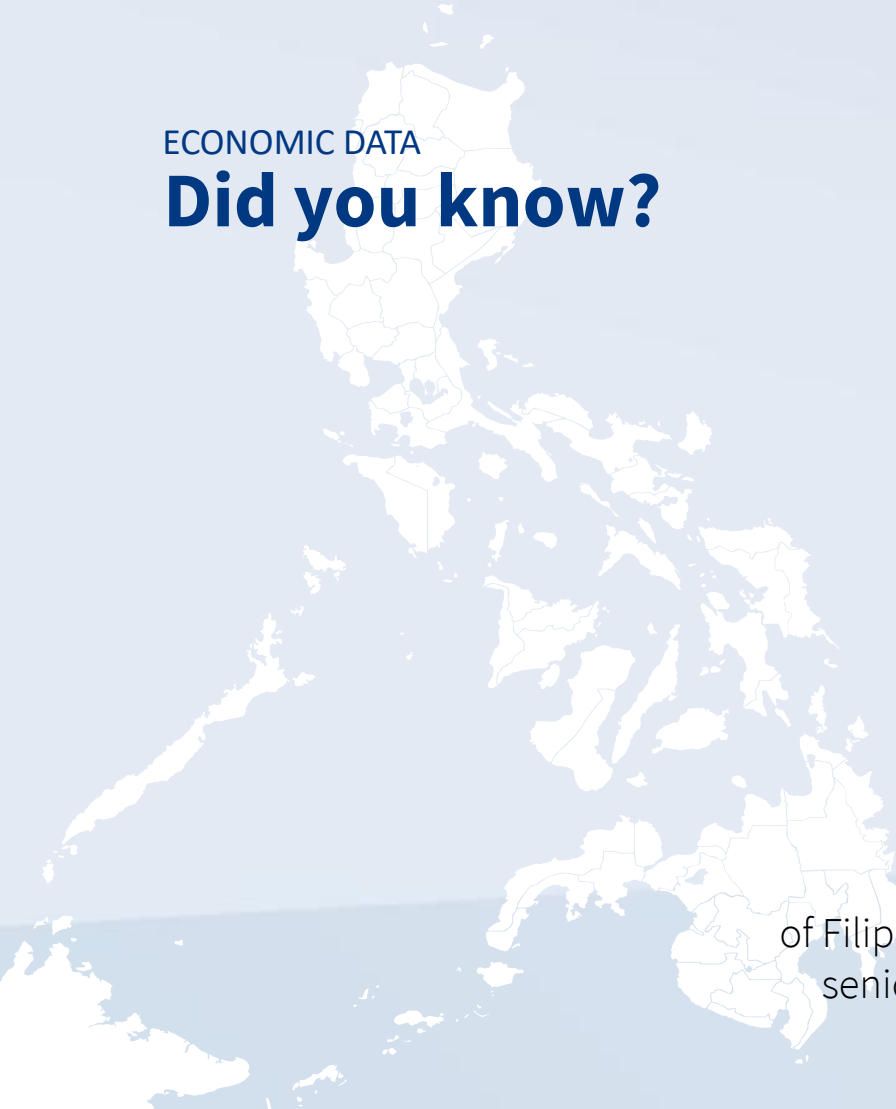


The Philippines  
**Economic Data**



ECONOMIC DATA

# Did you know?




**48%**  
of Filipino women represent  
senior management roles



**3rd**  
out of 41 countries in terms of investor  
relations (IR) practices in 2023



**2nd**  
Most English Proficient  
Asian Country

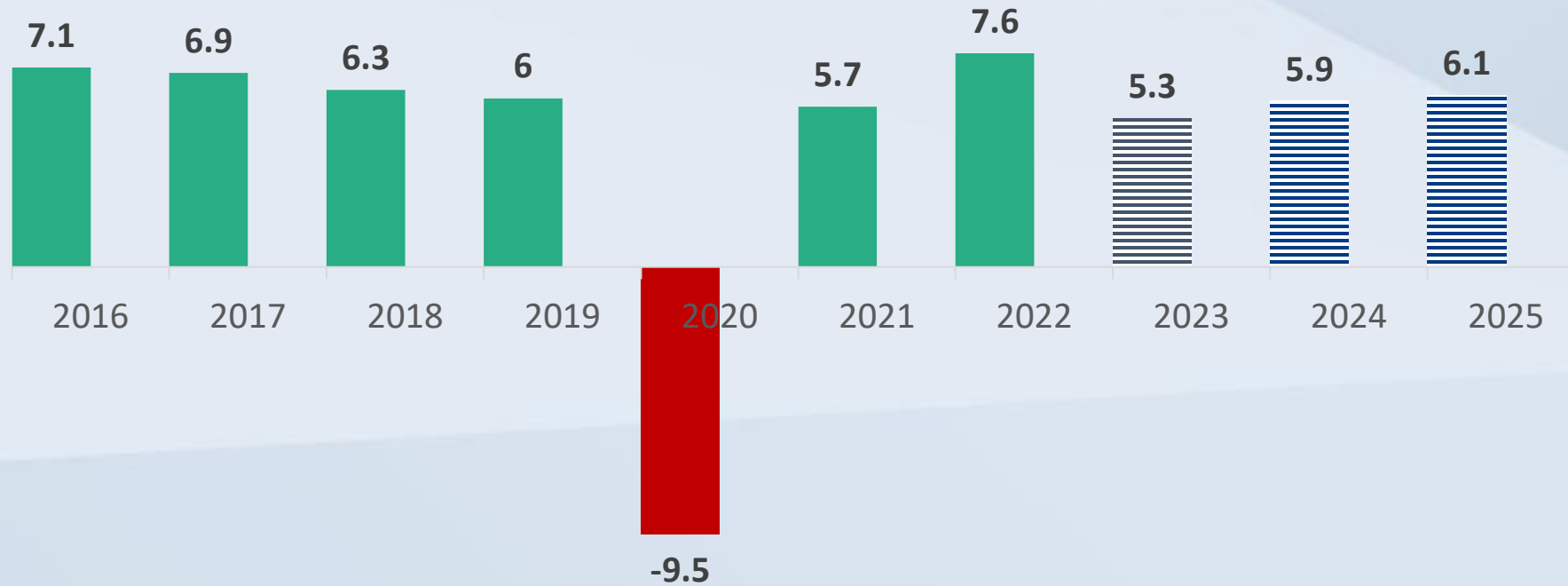


**1st**  
Fastest Growing Economy  
in the ASEAN



ECONOMIC DATA

# PH Economic Development 2016-2025



Source: Source: ADB 2021; PSA 2022, IMF 2023

ECONOMIC DATA

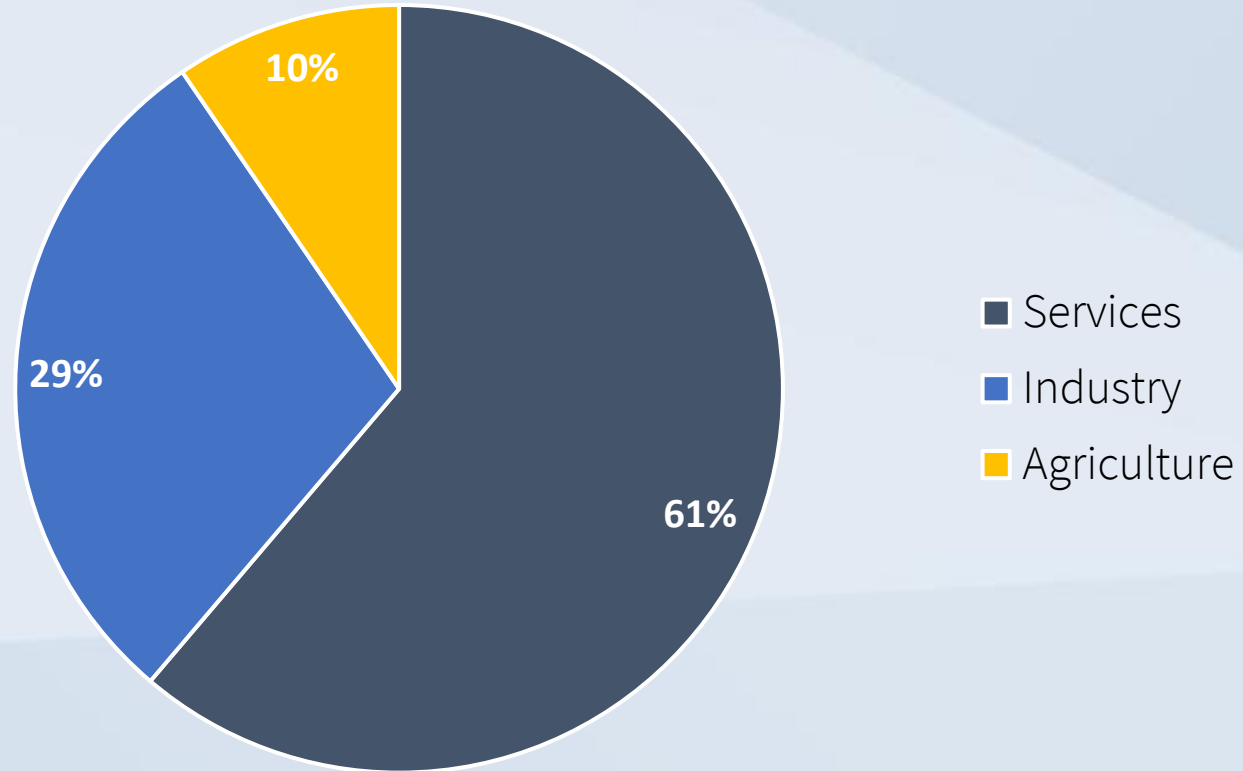
## 2013 – 2022 GDP per Capita (in PhP)



Source: IMF-WEO 2023

ECONOMIC DATA

## Economic Sectors



Source: Source: Statista, 2023



## The Philippines as a BPO Location

- **International service sector** contributes around **10% to the GDP**
- BPO sector employs over **1.44 million full-time employees**
- Expected revenue in **2023 is 35,9 billion USD**
- Main driver for growing urban middle class
- **Bayer, Daimler, Deutsche Bank** have already relocated their service processes



**BOSCH**



**Lufthansa**



**Deutsche Bank**

Source: GTAI, 2022



The Philippines  
**Trade in the Philippines**

# Philippine Trade Balance

# 2022

Total external  
trade in goods

USD 216.2  
billion



Source: Source: PSA, 2023



# Philippine Top Trade Partners 2023

## Imports from

Partner	Value Bn. \$	% of Total
China	29,38	23.3%
Indonesia	11,51	9.1%
Japan	10,26	8.1%
South Korea	8,48	6.7%
USA	8,41	6.7%
Germany	2,16	1.7%

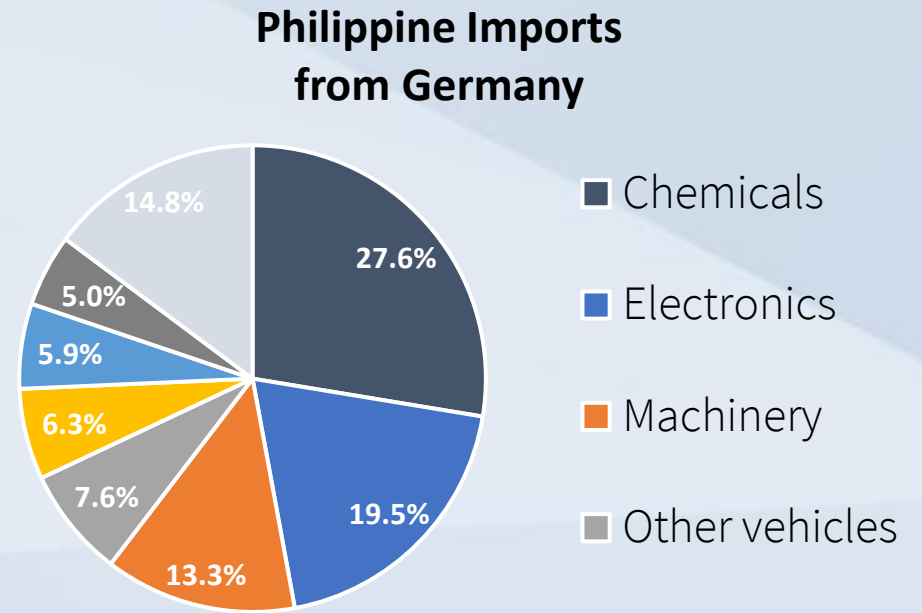
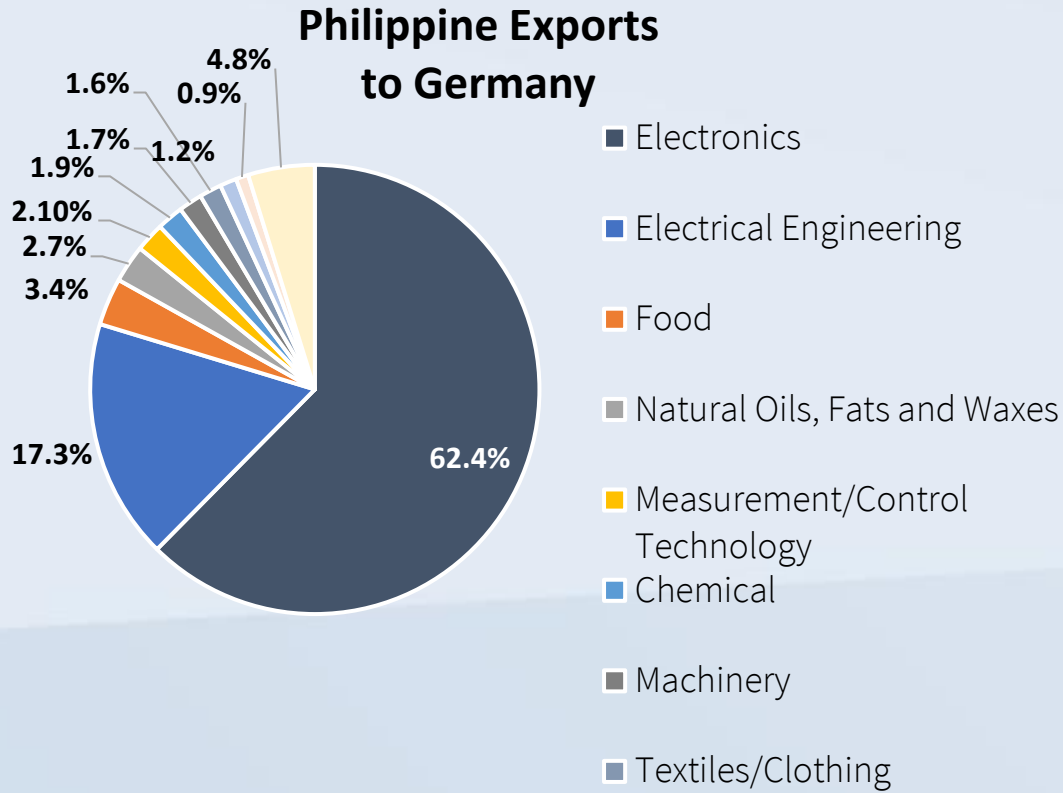
## Exports to

Partner	Value Bn. \$	% of Total
USA	11,54	15.7%
China	10,86	14.8%
Japan	10,45	14.2%
Hong Kong	8,84	12.0%
South Korea	3,53	4.8%
Germany	2,49	3.4%



Source: European Commission, 2023

# Imports & Exports by Industry to Germany



Source: GTAI, 2022

## The Philippines as a Manufacturing Location

### Main exports:

- **Semiconductors, electronic data processing products make 60% of all exports (45.66 billion USD) in 2022**
- Consumer goods: Animal/ Vegetable Fats, Oils, Processed Foods
- **Food manufacturing industry generated a gross value added of about 32,4 billion USD in 2022**



### Opportunities and Challenges:

- **Integration in global manufacturing supply chain**
- Investment in **upskilling current workforce**
- **China Plus1 Strategy**
- Challenges like import-dependency and expensive energy prices

Source: GTAI, 2022





The Philippines  
**Philippine Exporters**

## Philippine Exporters

- **ZAMA** as a successful company in the Philippines
  - Belongs to STIHL Group, carburetor manufacturer in the Philippines with approx. **900 employees**
  - Expansion with an **additional factory for textiles and cables**
- 
- **Integrated Micro Electronics Inc. (IMI)**
  - Leading global technology and manufacturing solutions company



Source: GTAI, 2022





AHK Philippinen  
**Thank You! - Salamat po!**

**15**  
YEARS

 **AHK**  
Deutsch-Philippinische  
Industrie- und Handelskammer  
German-Philippine Chamber  
of Commerce and Industry

OF GERMAN EXCELLENCE WITH A FILIPINO HEART

 **PartnerInThePhilippines**